



























Rank	Competitor	Age	Club	RT	PTS	Result
1	 Neve Tassicker	20		0.74		<b>2:12.39</b> Entry: 2:18.47 <b>-6.08</b>
	50m: 29.65 100m: 1:03.30 (33.65) 150m: 1:37.49 (34.19) 200m: 2:12.39 (34.90)					
2	 Esme Paterson	24		0.72		<b>2:17.74</b> Entry: 2:20.64 <b>-2.90</b>
	50m: 30.79 100m: 1:05.67 (34.88) 150m: 1:40.77 (35.10) 200m: 2:17.74 (36.97)					
3	 Xanthe Miller	18		0.78		<b>2:19.33</b> Entry: 2:23.26 <b>-3.93</b>
	50m: 30.94 100m: 1:05.67 (34.73) 150m: 1:42.56 (36.89) 200m: 2:19.33 (36.77)					
4	 Olivia Emmett	18		0.84		<b>2:21.05</b> Entry: 2:22.46 <b>-1.41</b>
	50m: 30.78 100m: 1:06.38 (35.60) 150m: 1:43.83 (37.45) 200m: 2:21.05 (37.22)					
5	 Amelia-Rose Se	14		0.74		<b>2:23.04</b> Entry: 2:26.08 <b>-3.04</b>
	50m: 31.16 100m: 1:07.24 (36.08) 150m: 1:44.59 (37.35) 200m: 2:23.04 (38.45)					
6	 Phoebe Nettle	15		0.74		<b>2:23.35</b> Entry: 2:22.95 <b>+0.40</b>
	50m: 31.46 100m: 1:07.98 (36.52) 150m: 1:45.89 (37.91) 200m: 2:23.35 (37.46)					
7	 Alexis Buissinne	18		0.79		<b>2:24.62</b> Entry: 2:25.23 <b>-0.61</b>
	50m: 31.47 100m: 1:07.47 (36.00) 150m: 1:45.32 (37.85) 200m: 2:24.62 (39.30)					
8	 Chelsea White (	19		0.72		<b>2:26.30</b> Entry: 2:27.16 <b>-0.86</b>
	50m: 31.66 100m: 1:08.56 (36.90) 150m: 1:46.73 (38.17) 200m: 2:26.30 (39.57)					
9	 Kezia Buissinne	18		0.76		<b>2:28.38</b> Entry: 2:32.45 <b>-4.07</b>
	50m: 31.00 100m: 1:06.47 (35.47) 150m: 1:46.31 (39.84) 200m: 2:28.38 (42.07)					
10	 Leah Yang	17		0.75		<b>2:32.53</b> Entry: 2:32.62 <b>-0.09</b>
	50m: 31.46 100m: 1:07.89 (36.43) 150m: 1:47.42 (39.53) 200m: 2:32.53 (45.11)					
11	 Rio Sasamoto	18		0.74		<b>2:34.95</b> Entry: 2:38.41 <b>-3.46</b>
	50m: 34.00 100m: 1:12.74 (38.74) 150m: 1:52.69 (39.95) 200m: 2:34.95 (42.26)					
12	 Eliza Williams	17		0.79		<b>2:35.18</b> Entry: 2:34.91 <b>+0.27</b>
	50m: 33.59 100m: 1:12.14 (38.55) 150m: 1:52.84 (40.70) 200m: 2:35.18 (42.34)					
13	 Elliot Watson	17		0.72		<b>2:38.47</b> Entry: 2:43.96 <b>-5.49</b>
	50m: 34.06 100m: 1:13.98 (39.92) 150m: 1:56.81 (42.83) 200m: 2:38.47 (41.66)					

14

 Addison Welch

17 

0.73

**2:47.56**  
Entry: 2:48.38 **-0.82**

50m: 33.81 100m: 1:14.45 (40.64) 150m: 1:58.92 (44.47) 200m: 2:47.56 (48.64)